

NO	Model	Power (Kw)	Speed (RPM)	Voltage (V)	S(dB)	st.p of Pa m ³ /h					T=20°
						K=1	0	20	50	75	
1	MD W/D/R AB254-3-45	0.18	1400	380/220	53	1180	1007	750	327	130	0
2	MD W/D/R AB252-3-45	0.18	2800	380/220	68	2280	2180	2050	1940	1843	1600
3	MD W/D/R AB314-3-50	0.25	1400	380/220	77	2515	2153	1590	769	455	0
4	MD W/D/R AB302-3-45	0.37	2800	380/220	75	3817	3671	3504	3369	3216	2950
5	MD W/D/R AB356-3-50	0.37	900	380/220	67	2465	1975	628	100	0	0
6	MD W/D/R AB354-3-50	0.25	1400	380/220	76	3850	3523	3030	1594	1268	503
7	MD W/D/R AB352-3-25	0.55	2800	380/220	83	4236	4187	4013	3902	3775	3564
8	MD W/D/R AB406-3-50	0.37	900	380/220	71	3798	3356	2597	1110	503	0
9	MD W/D/R AB404-3-50	0.37	1400	380/220	82	5865	5688	5145	4704	4275	3100
10	MD W/D/R AB402-3-40	1.5	2800	380	86	9400	9300	9100	8930	8758	8361
11	MD W/D/R AB456-3-50	0.37	900	380/220	74	5387	4895	3902	1985	1351	0
12	MD W/D/R AB454-3-45	0.37	1400	380/220	76	7040	6739	6200	5725	5170	3060
13	MD W/D/R AB452-3-35	2.2	2800	380	88	11318	11278	11100	10915	10724	10420
14	MD W/D/R AB506-3-50	0.37	900	380/220	75	7700	6932	5884	3448	2399	869
15	MD W/D/R AB504-3-45	0.55	1400	380/220	79	9417	9028	8394	7832	7140	5006
16	MD W/D/R AB502-3-45	4	2800	380	94	18690	18628	18328	18097	17383	16855
17	MD W/D/R AB566-3-50	0.55	900	380/220	77	10611	10105	8716	7600	4041	2397
18	MD W/D/R AB564-3-40	0.75	1400	380/220	81	12528	12106	11369	10711	9910	7951
19	MD W/D/R AB564-3-45	1.1	1400	380/220	83	13732	13500	12909	12479	11965	10987
20	MD W/D/R AB562-3-45	5.5	2800	380	96	25087	24924	24560	24240	23906	23331
21	MD W/D/R AB636-3-50	0.75	900	380/220	80	14763	13978	12662	11320	9524	4304
22	MD W/D/R AB634-3-35	1.5	1400	380	83	16783	16467	15876	15402	14856	13705
23	MD W/D/R AB634-3-42.5	2.2	1400	380	86	20000	19550	18900	18415	17836	16688
24	MD W/D/R AB632-3-38	7.5	2800	380	99	30295	30110	29777	29485	29193	28606
25	MD W/D/R AB716-3-47.5	1.1	900	380	81	19391	18544	17218	16136	14280	6724
26	MD W/D/R AB714-3-35	2.2	1400	380	85	23000	22530	21835	21184	20600	19156
27	MD W/D/R AB714-3-37.5	3	1400	380	88	26217	25853	25174	24610	24001	22828
28	MD W/D/R AB714-3-42.5	4	1400	380	90	29470	29037	28319	27695	27053	25808
29	MD W/D/R AB712-3-38	11	2800	380	103	41805	41527	41110	40771	40441	39800
30	MD W/D/R AB806-3-45	1.5	900	380	82	25680	24695	23156	21709	19906	10105
31	MD W/D/R AB804-3-40	4	1400	380	88	35422	34911	34095	33415	32674	31177
32	MD W/D/R AB804-3-45	5.5	1400	380	92	39800	39369	38414	37585	36721	35135
33	MD W/D/R AB804-3-50	7.5	1400	380	95	43000	42465	41466	40350	39658	37668
34	MD W/D/R AB802-3-38	15	2800	380	106	56767	56562	56080	55644	55251	54370
35	MD W/D/R AB904-3-35	5.5	1400	380	97	43500	43185	42523	41915	41294	40031
36	MD W/D/R AB904-3-40	7.5	1400	380	97	52000	51484	50616	49900	49076	47742
37	MD W/D/R AB1004-3-38	7.5	1400	380	99	58230	57757	56837	56090	55263	53899
38	MD W/D/R AB1004-3-42	11	1400	380	101	65020	64698	63822	63061	62291	60889
39	MD W/D/R AB1004-3-44	15	1400	380	101	67000	66963	66023	65286	64508	63023
40	MD W/D/R AB1124-3-32.	11	1400	380	105	68000	67530	66737	66080	65467	64141
41	MD W/D/R AB1124-3-35	15	1400	380	106	75600	75098	74247	73564	72907	71454
42	MD W/D/R AB1124-3-37.5	18.5	1400	380	106	85000	83681	82751	82018	81319	79787
43	MD W/D/R AB1224-3-35	18.5	1400	380	108	91500	90766	89580	88516	87492	85476
44	MD W/D/R AB1224-3-37.5	22	1400	380	108	100000	99116	97929	96957	95969	94081
45	MD W/D/R AB1224-3-42.5	30	1400	380	108	116000	115424	114209	113138	112161	110205
46	MD W/D/R AB1224-3-45	37	1400	380	108	125000	123364	122013	120837	119635	117354
47	MD W/D/R AB1224-3-47.5	45	1400	380	109	132000	130764	129323	128181	126974	124810

AB Type: پروانه آکسیال از جنس آلومینیوم ریخته گری شده با طرح مولتی وینگ با قابلیت تنظیم زاویه می باشد

M&D Axial Wall / Duct / Roof Fan (WAB, DAB, RAB)

فن آکسیال دیواری، کانالی، سقفی

NO	Model	Power (Kw)	Speed (RPM)	Voltage (V)	S(dB)	K=1					
						st.p of Pa m ³ /h					
						T=20°					
						200	250	300	350	400	450
1	MD W/D/R AB254-3-45	0.18	1400	380/220	53	0	0	0	0	0	0
2	MD W/D/R AB252-3-45	0.18	2800	380/220	68	1264	800	593	354	110	0
3	MD W/D/R AB314-3-50	0.25	1400	380/220	77	0	0	0	0	0	0
4	MD W/D/R AB302-3-45	0.37	2800	380/220	75	2641	2199	1589	1185	1007	714
5	MD W/D/R AB356-3-50	0.37	900	380/220	67	0	0	0	0	0	0
6	MD W/D/R AB354-3-50	0.25	1400	380/220	76	0	0	0	0	0	0
7	MD W/D/R AB352-3-25	0.55	2800	380/220	83	3135	2591	2000	1682	1470	1095
8	MD W/D/R AB406-3-50	0.37	900	380/220	71	0	0	0	0	0	0
9	MD W/D/R AB404-3-50	0.37	1400	380/220	82	1698	1191	669	0	0	0
10	MD W/D/R AB402-3-40	1.5	2800	380	86	7972	7537	7148	6549	5784	3891
11	MD W/D/R AB456-3-50	0.37	900	380/220	74	0	0	0	0	0	0
12	MD W/D/R AB454-3-45	0.37	1400	380/220	76	1543	422	0	0	0	0
13	MD W/D/R AB452-3-35	2.2	2800	380	88	10040	9650	9214	8724	8206	7600
14	MD W/D/R AB506-3-50	0.37	900	380/220	75	0	0	0	0	0	0
15	MD W/D/R AB504-3-45	0.55	1400	380/220	79	2450	1090	0	0	0	0
16	MD W/D/R AB502-3-45	4	2800	380	94	16330	15714	15166	14464	13826	12844
17	MD W/D/R AB566-3-50	0.55	900	380/220	77	454	0	0	0	0	0
18	MD W/D/R AB564-3-40	0.75	1400	380/220	81	4077	2744	1035	0	0	0
19	MD W/D/R AB564-3-45	1.1	1400	380/220	83	9802	6316	4360	3536	2352	1528
20	MD W/D/R AB562-3-45	5.5	2800	380	96	22761	22067	21299	20611	19720	18826
21	MD W/D/R AB636-3-50	0.75	900	380/220	80	2127	0	0	0	0	0
22	MD W/D/R AB634-3-35	1.5	1400	380	83	12415	10328	5938	4746	3293	1712
23	MD W/D/R AB634-3-42.5	2.2	1400	380	86	15144	13508	7415	6324	5352	3870
24	MD W/D/R AB632-3-38	7.5	2800	380	99	28038	27365	26770	26177	25581	24925
25	MD W/D/R AB716-3-47.5	1.1	900	380	81	4399	1594	0	0	0	0
26	MD W/D/R AB714-3-35	2.2	1400	380	85	17490	15648	12543	8196	5846	1270
27	MD W/D/R AB714-3-37.5	3	1400	380	88	21217	19680	17572	14198	9300	7931
28	MD W/D/R AB714-3-42.5	4	1400	380	90	24262	23332	20165	14600	10599	8897
29	MD W/D/R AB712-3-38	11	2800	380	103	39047	38190	37546	36816	36157	35357
30	MD W/D/R AB806-3-45	1.5	900	380	82	6459	2241	0	0	0	0
31	MD W/D/R AB804-3-40	4	1400	380	88	29338	27198	24500	20113	12425	10571
32	MD W/D/R AB804-3-45	5.5	1400	380	92	33334	30074	27222	23800	15145	13170
33	MD W/D/R AB804-3-50	7.5	1400	380	95	35478	33163	30102	27000	17000	14000
34	MD W/D/R AB802-3-38	15	2800	380	106	53561	52690	51915	51105	50229	49342
35	MD W/D/R AB904-3-35	5.5	1400	380	97	38826	37012	35000	33626	30847	28550
36	MD W/D/R AB904-3-40	7.5	1400	380	97	45958	44008	42158	40111	37940	35136
37	MD W/D/R AB1004-3-38	7.5	1400	380	99	52259	50496	48823	47137	45211	43109
38	MD W/D/R AB1004-3-42	11	1400	380	101	59276	57411	55577	53705	51870	50056
39	MD W/D/R AB1004-3-44	15	1400	380	101	61400	59709	58023	56182	54165	52137
40	MD W/D/R AB1124-3-32	11	1400	380	105	62601	60955	59749	58034	56080	54104
41	MD W/D/R AB1124-3-35	15	1400	380	106	69962	68521	67119	65519	63932	61979
42	MD W/D/R AB1124-3-37.5	18.5	1400	380	106	78024	76563	74698	72508	70569	68361
43	MD W/D/R AB1224-3-35	18.5	1400	380	108	83635	81481	79517	77413	74920	72756
44	MD W/D/R AB1224-3-37.5	22	1400	380	108	92041	89829	87500	85300	82600	78548
45	MD W/D/R AB1224-3-42.5	30	1400	380	108	108105	105505	103146	100754	98201	94188
46	MD W/D/R AB1224-3-45	37	1400	380	108	115249	113020	110742	108506	104720	101794
47	MD W/D/R AB1224-3-47.5	45	1400	380	109	121703	118900	116113	113819	106000	104892

AB Type: پروانه آکسیال از جنس آلومینیوم ریخته گری شده با طرح مولتی وینگ با قابلیت تنظیم زاویه می باشد

NO	Model	Power (Kw)	Speed (RPM)	Voltage (V)	S(dB)	K=1								T=20°
						st.p of Pa m³/h								
						500	550	600	650	700	750	800	850	
1	MD W/D/R AB254-3-45	0.18	1400	380/220	53	0	0	0	0	0	0	0	0	
2	MD W/D/R AB252-3-45	0.18	2800	380/220	68	0	0	0	0	0	0	0	0	
3	MD W/D/R AB314-3-50	0.25	1400	380/220	77	0	0	0	0	0	0	0	0	
4	MD W/D/R AB302-3-45	0.37	2800	380/220	75	368	0	0	0	0	0	0	0	
5	MD W/D/R AB356-3-50	0.37	900	380/220	67	0	0	0	0	0	0	0	0	
6	MD W/D/R AB354-3-50	0.25	1400	380/220	76	0	0	0	0	0	0	0	0	
7	MD W/D/R AB352-3-25	0.55	2800	380/220	83	772	381	0	0	0	0	0	0	
8	MD W/D/R AB406-3-50	0.37	900	380/220	71	0	0	0	0	0	0	0	0	
9	MD W/D/R AB404-3-50	0.37	1400	380/220	82	0	0	0	0	0	0	0	0	
10	MD W/D/R AB402-3-40	1.5	2800	380	86	3033	2469	1983	0	0	0	0	0	
11	MD W/D/R AB456-3-50	0.37	900	380/220	74	0	0	0	0	0	0	0	0	
12	MD W/D/R AB454-3-45	0.37	1400	380/220	76	0	0	0	0	0	0	0	0	
13	MD W/D/R AB452-3-35	2.2	2800	380	88	6900	6018	5402	4565	3738	3057	2540	2034	
14	MD W/D/R AB506-3-50	0.37	900	380/220	75	0	0	0	0	0	0	0	0	
15	MD W/D/R AB504-3-45	0.55	1400	380/220	79	0	0	0	0	0	0	0	0	
16	MD W/D/R AB502-3-45	4	2800	380	94	11594	10365	9391	8945	8000	7226	5058	5537	
17	MD W/D/R AB566-3-50	0.55	900	380/220	77	0	0	0	0	0	0	0	0	
18	MD W/D/R AB564-3-40	0.75	1400	380/220	81	0	0	0	0	0	0	0	0	
19	MD W/D/R AB564-3-45	1.1	1400	380/220	83	0	0	0	0	0	0	0	0	
20	MD W/D/R AB562-3-45	5.5	2800	380	96	18000	16998	16420	14013	12036	8963	8274	7287	
21	MD W/D/R AB636-3-50	0.75	900	380/220	80	0	0	0	0	0	0	0	0	
22	MD W/D/R AB634-3-35	1.5	1400	380	83	0	0	0	0	0	0	0	0	
23	MD W/D/R AB634-3-42.5	2.2	1400	380	86	2898	1467	0	0	0	0	0	0	
24	MD W/D/R AB632-3-38	7.5	2800	380	99	24225	23689	22325	22450	21745	21000	20500	19530	
25	MD W/D/R AB716-3-47.5	1.1	900	380	81	0	0	0	0	0	0	0	0	
26	MD W/D/R AB714-3-35	2.2	1400	380	85	2722	0	0	0	0	0	0	0	
27	MD W/D/R AB714-3-37.5	3	1400	380	88	5661	4111	1324	0	0	0	0	0	
28	MD W/D/R AB714-3-42.5	4	1400	380	90	7132	5520	1409	0	0	0	0	0	
29	MD W/D/R AB712-3-38	11	2800	380	103	34670	33800	33187	32550	31932	31084	30192	29550	
30	MD W/D/R AB806-3-45	1.5	900	380	82	0	0	0	0	0	0	0	0	
31	MD W/D/R AB804-3-40	4	1400	380	88	8375	6178	3537	0	0	0	0	0	
32	MD W/D/R AB804-3-45	5.5	1400	380	92	11586	9390	2768	0	0	0	0	0	
33	MD W/D/R AB804-3-50	7.5	1400	380	95	10000	8600	6896	2544	0	0	0	0	
34	MD W/D/R AB802-3-38	15	2800	380	106	48438	47664	46900	45957	45000	44129	43200	42300	
35	MD W/D/R AB904-3-35	5.5	1400	380	97	22000	20000	18906	16920	13850	10295	6700	2845	
36	MD W/D/R AB904-3-40	7.5	1400	380	97	33736	27627	20877	17289	14399	10503	8169	5187	
37	MD W/D/R AB1004-3-38	7.5	1400	380	99	40578	37101	32136	25000	20278	19200	18000	16000	
38	MD W/D/R AB1004-3-42	11	1400	380	101	47632	44322	35000	28000	23000	21500	20000	17200	
39	MD W/D/R AB1004-3-44	15	1400	380	101	49996	47064	42000	30000	26000	23800	22000	19000	
40	MD W/D/R AB1124-3-32	11	1400	380	105	52080	49237	47000	39000	37000	31000	27500	25000	
41	MD W/D/R AB1124-3-35	15	1400	380	106	60041	57153	55000	50000	48000	42000	38000	30000	
42	MD W/D/R AB1124-3-37.5	18.5	1400	380	106	66110	63316	60000	58000	57000	45000	40000	37000	
43	MD W/D/R AB1224-3-35	18.5	1400	380	108	70438	68155	64000	60000	55000	53300	48000	42000	
44	MD W/D/R AB1224-3-37.5	22	1400	380	108	75300	72400	65000	62000	58000	55000	50000	45000	
45	MD W/D/R AB1224-3-42.5	30	1400	380	108	89232	85597	82000	80000	73000	70000	60000	55000	
46	MD W/D/R AB1224-3-45	37	1400	380	108	98682	94969	90000	86000	81000	76000	70000	58500	
47	MD W/D/R AB1224-3-47.5	45	1400	380	109	101000	99500	95000	88000	84000	80000	72000	59900	

AB Type : پروانه آکسیال از جنس آلومینیوم ریخته گری شده با طرح مولتی وینگ با قابلیت تنظیم زاویه می باشد

M&D Axial Wall / Duct / Roof Fan (WAA, DAA, RAA)

فن آکسیال دیواری، کانالی، سقفی

No	Model	Power (w)	Speed (RPM)	Voltage (V)	St.p of mmwg m ³ /h					T=20°	
					K=1						
						0	2	4	6	8	10
1	MD- W/D/R AA 154-1	5	1350	220	240	-	-	-	-	-	-
2	MD- W/D/R AA 204-1	10	1350	220	480	436	-	-	-	-	-
3	MD- W/D/R AA 254-1	16	1350	220	720	654	639	557	-	-	-
4	MD- W/D/R AA 304-1	25	1350	220	1020	926	906	790	776	-	-

AA Type: پروانه آکسیال از جنس ورق آلومینیوم سبک

M&D Axial Wall / Duct / Roof Fan (WAC, DAC, RAC)

فن آکسیال دیواری، کانالی، سقفی

Specifications								St.p of mmwg m ³ /h					T=20°
No	Model	FAN DIR (mm)	Volt (v)	Hz	Amps (A)	Power (w)	RPM	K=1					
								0	1	2	3	4	5
1	MD- W/D/R AC 304-1	300	220	50	0.5	100	1420	1300	1274	1250	1200	1140	1050
2	MD- W/D/R AC 304-3	300	380	50	0.58	120	1420	1420	1405	1374	1320	1280	1208
3	MD- W/D/R AC 302-1	300	220	50	0.7	140	2700	2500	2480	2430	2386	2300	2205
4	MD- W/D/R AC 354-1	350	220	50	0.6	130	1400	2000	1975	1920	1870	1810	1750
5	MD- W/D/R AC 354-3	350	380	50	0.60	150	1400	2100	1986	1941	1878	1825	1758
6	MD- W/D/R AC 352-1	350	220	50	1	200	2400	3500	3422	3380	3310	3241	2880
7	MD- W/D/R AC 404-1	400	220	50	0.65	140	1400	3000	2940	2855	2760	2702	2590
8	MD- W/D/R AC 404-3	400	380	50	0.52	230	1430	3050	2947	2860	2777	2710	2615
9	MD- W/D/R AC 402-1	400	220	50	1.2	260	2200	4500	4470	4420	4394	4278	4210
10	MD- W/D/R AC 454-1	450	220	50	0.7	165	1370	3500	3427	3378	3306	3239	2894
11	MD- W/D/R AC 454-3	450	380	50	0.53	240	1420	3600	3554	3520	3470	3398	3302
12	MD- W/D/R AC 504-1	500	220	50	0.75	160	1350	4800	4710	4650	4610	4562	4485
13	MD- W/D/R AC 504-3	500	380	50	0.55	280	1400	5000	4810	4748	4680	4574	4450
14	MD- W/D/R AC 604-1	600	220	50	1.7	300	1320	8300	8150	7980	7880	7787	7590
15	MD- W/D/R AC 604-3	600	380	50	0.95	450	1370	8700	8580	8510	8440	8358	8080

AC Type: پروانه آکسیال سبک فلزی یا از جنس استنلس استیل

M&D Axial Wall / Duct / Roof Fan (WAD, DAD, RAD)

فن آکسیال دیواری، کانالی، سقفی

Specifications								St.p of mmwg m ³ /h					T=20°
No	Model	FAN DIR (mm)	Volt (v)	Hz	Amps (A)	Power (w)	RPM	K=1					
								0	1	2	3	4	5
1	MD- W/D/R AD 304-1	300	220	50	0.6	100	1450	1600	1574	1510	1475	1436	1370
2	MD- W/D/R AD 304-3	300	380	50	0.4	155	1470	1630	1588	1547	1490	1444	1394
3	MD- W/D/R AD 354-1	350	220	50	0.66	130	1400	2550	2470	2445	2410	2388	2310
4	MD- W/D/R AD 354-3	350	380	50	0.45	180	1420	2600	2544	2520	2477	2433	2379
5	MD- W/D/R AD 404-1	400	220	50	0.8	165	1320	4200	4060	4029	3990	3875	3770
6	MD- W/D/R AD 404-3	400	380	50	0.5	215	1350	4300	4077	4038	4005	3880	3782
7	MD- W/D/R AD 404-1	400	220	50	1.3	180	1350	4200	4060	4029	3990	3875	3770
8	MD- W/D/R AD 404-3	400	380	50	0.65	320	1400	4350	4079	4041	4010	3889	3793
9	MD- W/D/R AD 504-1	500	220	50	1.73	350	1320	6750	6690	6640	6000	5970	5889
10	MD- W/D/R AD 504-3	500	380	50	0.75	370	1350	6900	6805	6778	6689	6540	6420
11	MD- W/D/R AD 604-1	600	220	50	4	800	1300	11000	10010	9854	9745	9652	9550
12	MD- W/D/R AD 604-3	600	380	50	1.5	800	1370	12000	11020	1040	9980	9799	9660
13	MD- W/D/R AD 704-3	700	380	50	2.8	1500	1350	20000	19100	18435	17920	17155	16910

AD Type: پروانه آکسیال پلاستیکی با طرح ایلیکا (PVC)

M&D Axial Wall / Duct / Roof Fan (WAG, DAG, RAG)

فن آکسیال دیواری، کانالی، سقفی

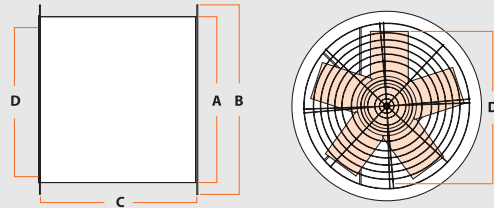
No	Model	Power (kw)	Speed (RPM)	Voltage (V)	St.p of mmwg m ³ /h					T=20°	
					K=1						
						0	1	2	3	4	5
1	MD- W/D/R AG 634-3	0.75	1380	380	13100	12780	12200	11875	11005	10880	
2	MD- W/D/R AG 714-3	1.1	1380	380	19300	18890	17950	17645	17100	16870	
3	MD- W/D/R AG 804-3	1.5	1400	380	26300	25100	24875	24050	23500	22800	
4	MD- W/D/R AG 636-3	0.55	900	380	8543	8310	8275	8220	7995	7820	
5	MD- W/D/R AG 716-3	0.75	910	380	12726	11850	11120	11000	10750	10500	
6	MD- W/D/R AG 806-3	1.1	920	380	17282	16666	16200	15800	15362	14510	

AG Type: پروانه آکسیال از جنس آلومینیوم با طرح مولتی فن

M&D Duct Axial Fan dimensions (DAB, DAG)

ابعاد فن آکسیال کانالی

No	Model	Dimensions (mm)			
		A	B	C	D
1	MD- DAB 252/4	250	290	280	245
2	MD- DAB 312/4/6	300	360	350	290
3	MD- DAB 352/4/6	350	410	350	340
4	MD- DAB 402/6/4	400	460	350	390
5	MD- DAB 454/6	450	510	350	440
6	MD- DAB 452	450	510	400	440
7	MD- DAB 504/6	500	560	350	480
8	MD- DAB 502	500	580	500	480
9	MD- DAB 562/4,6	560	640/620	600/400	540
10	MD- DAB 632/4,6	600	680/660	600/450	580
11	MD- DAB 714/6	700	780	500/550	680
12	MD- DAB 712	700	780	700	680
13	MD- DAB 804/6	800	880	500/550	775
14	MD- DAB 802	800	880	700	775
15	MD- DAB 902/4,6	900	980	700/600	880
16	MD- DAB 1004/6	1000	1080	700/600	980
17	MD- DAB 1124/6	1120	1200	700	1100
18	MD- DAB 1244/6	1240	1320	700	1200



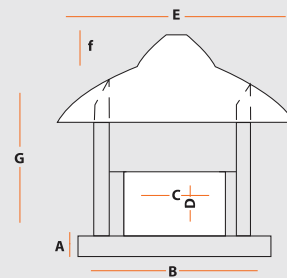
■ Tolerance $\pm 15\text{mm}$

■ به طور مثال در ردیف ۹، طول مدل ۵۶۲، ۶۰۰ میلیمتر و طول مدل های ۵۶۴ و ۵۶۶، ۴۰۰ میلیمتر می باشد.

M&D Roof Axial Fan Dimensions (RAA, RAC, RAD)

ابعاد فن آکسیال سقفی

No	Model	Dimensions (mm)						
		A	B	C	D	E	F	G
1	MD- R AA 15	20	200	150	110	570	50	230
2	MD- R AA 20	20	250	200	160	570	50	280
3	MD- R AA 25	25	300	250	190	570	50	300
4	MD- R AA/AC/AD 30	25	400	300	250	660	90	350
5	MD- R AC/AD 35	25	450	350	270	760	90	380
6	MD- R AC/AD 40	25	500	400	300	760	90	420
7	MD- R AC 45	30	550	450	300	760	90	420
8	MD- R AC/AD 50	30	600	500	300	1000	170	420
9	MD- R AC/AD 60	30	750	600	300	1000	170	500
10	MD- R AD 70	30	850	700	320	1200	160	520

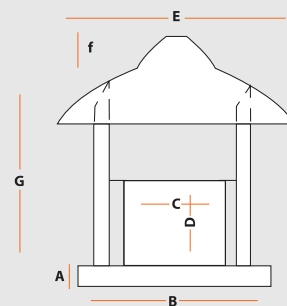


■ Tolerance $\pm 15\text{mm}$

M&D Roof Axial Fan Dimensions (RAB, RAG)

ابعاد فن آکسیال سقفی

No	Model	Dimensions (mm)						
		A	B	C	D	E	F	G
1	MD- R AB 25	25	350	255	300	560	90	500
2	MD- R AB 31	25	400	305	310	660	90	500
3	MD- R AB 35	25	450	350	330	660	90	550
4	MD- R AB 40	25	500	400	350	760	90	550
5	MD- R AB 45	30	550	450	370	760	90	600
6	MD- R AB 50	30	600	500	370	1000	170	600
7	MD- R AB 56	30	700	555	380	1000	170	650
8	MD- R AB/AG 63	30	750	600	450	1200	160	750
9	MD- R AB/AG 71	30	850	700	460	1200	160	800
10	MD- R AB/AG 80	30	950	795	515	1220	-	800
11	MD- R AB 90	40	1050	900	630	1220	-	950
12	MD- R AB 100	40	1120	1000	630	1220	-	950



■ Tolerance $\pm 15\text{mm}$

■ در صورت هرگونه تغییر ابعاد معیار اصلی کاتالوگ موجود در سایت رسمی شرکت می باشد.